

Welcome to Reception Class - The last phase of the Early Years Foundation Stage.

Here is some important information you and your child will need to know about the day-to-day running of their day in Reception.

Transition

When the children start in September they (and you!) will be given time to settle in gradually. **(This is subject to change this year due to the coronavirus situation.)**

- Week One – the children will have a morning (9am-11am) or afternoon (1pm-3pm) with half of their class where parents can also stay and talk to members of staff (please see letter enclosed for more information).
- Week Two – Stay for mornings only
- Week Three – Stay every morning and go home after lunch

Class routines

-
- School starts at 8.45am
- Small group work through the morning covering English, maths and phonics.
- Snack time is 10.30am – milk/water and fruit (provided by the school. Milk may be chargeable, please see letter.)
- Lunchtime is 11.50am – 1.00pm.
- Afternoon activities
- School finishes at 3.15pm




Lunchtime Provision

- The Reception children eat lunch in the dining room with the rest of the school; however they have their own seating area.
- The children are supervised by members of staff who are solely there to look after the Reception Class.
- We offer the pupil choice menu. You will have the opportunity to change your child's meals if they do not like them in the first 3 weeks.
- We will let you know if they have not eaten.
- We have a separate area for the children to play in until they are confident to mix with KS1 later in the year.



If your child has allergies you must complete a 'Special Diets' form at <https://specialmenu.hcl.co.uk>. If this is not completed, and your child does have allergies, we will be unable to offer your child a school meal and they will have to bring a home packed lunch. (Please do not complete if your child is halal or has preferences)



Forest School

Aycliffe Drive is well known for its outstanding Forest School, which includes an outdoor classroom, round house, log circle, mud kitchen and plenty of wildlife.

- The children will attend our Forest School sessions regularly.
- You will receive a letter telling you the dates that the class are due to attend.
- The letter will inform you of suitable clothing items that your child will need. Please ensure these are provided on the days they will be attending.




Things we ask of you!

- Please ensure your child has the correct uniform and equipment at all times, especially on the first day of every term.
- Please check your child's book bag every single day and empty where necessary.
- Read all letters that are sent home and respond where appropriate.
- Read with your child regularly.
- Be available to talk to the teachers as well as your child at pick up time, no mobile phones or head phones please!
- **Name everything!**

We encourage independence!

Children in Reception are encouraged to:


- Get dressed for PE with minimum support.
- Change their own shoes (no laces please!)
- Use the toilet independently.
- Take their own coat on and off and hang it up



So please provide items your child can do independently!


Attendance

- All attendance and lateness is monitored. Patterns are monitored and the attendance officer is informed where necessary.
- First response – you must ring the school each day your child is off.
- When they return please supply a letter explaining why they were absent or the absence will be unauthorised.
- If your child is off for a medical appointment in school time, we must have a letter or card as proof or it will be recorded as unauthorised.



Uniform

- Uniform is available online or from the supermarket!
- ALL uniform must be named, or we cannot guarantee that we will be able to return lost items to you. We have 45 **identical** items!
- Choose polo shirts instead of button shirts.
- Please clearly name book bags. Book bags and shoe bags are available at the school office for a cost.
- Outdoor shoes need to be suitable for climbing etc and should be 'proper' school shoes, or trainers, not fashion shoes. Children need to be able to take these on and off independently.
- Indoor shoes need to be Velcro trainers or plimsolls. Velcro trainers last longer.
- PE kit is black shorts and white T-shirt, all named please in a drawstring bag. They do not need an extra pair of trainers for PE.



Hometime!

Hometime is 3.15pm

We do not let children go home with anyone other than you or another parent/grandparent etc. whom we recognise.


If someone else comes to collect your child and you haven't informed us then they will need to give us a password (which you will set in September).

We are here to help you and your child and are always available to answer your questions, big or small after school or if urgent in the mornings. We will provide a happy working environment for your child to grow and learn.

We hope this information is useful and look forward to meeting you in September.

The Reception Team





Curriculum Expectations

The Government set outcomes for the Early Years Foundation Stage.

The Seven Areas of the Curriculum:

Three Prime Areas:

Personal, Social and Emotional Development

Physical Development

Communication and Language

Four specific Areas:

Literacy

Mathematics

Understanding of the World

Expressive Arts and Design

Phonics

Phonics sessions will happen daily for at least 20 minutes.

This focuses on recognising the phonic alphabet and being able to say the phonic sounds. We do not teach the letter names right away.

Here are *some* of the age related expectations for children leaving Nursery and starting in Reception Class.

Maths

Recites numbers in order to 10.

Recognises numerals 1 to 5.

Begins to use names for shapes.

Uses positional language.

Literacy

Recognises own name.

Listens and joins in with stories.

Talk about a story they have heard.

Hears an initial sound in words.

Physical Development

Uses one-handed tools, eg scissors

Holds pencil near point between two first fingers and thumb.

Dresses with help eg pulls up own trousers, pulls up own zipper once fastened at the bottom, puts arms into shirt.